

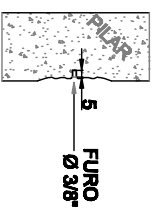
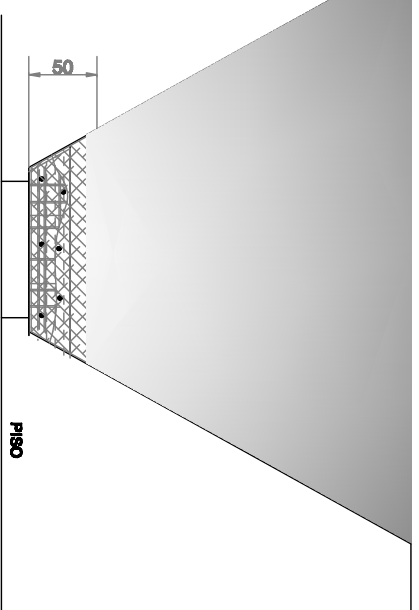
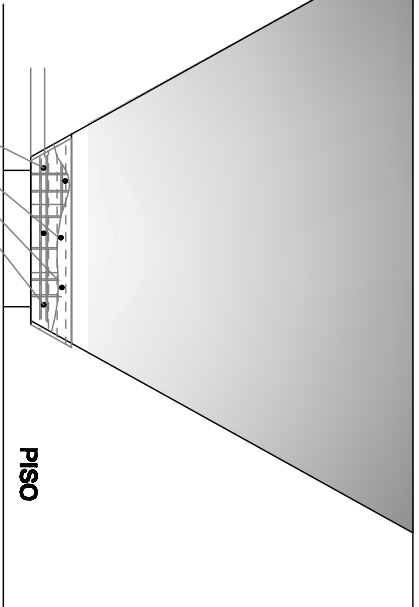


REPARO DA COLUNA DE CONCRETO FOLHA2



4. LAVAR COM ÁGUA A REGIÃO , PARA RETIRADA DE POEIRA E MATERIAIS SOLTOS.

5. INJETAR PASTA DE "SIKADUR 32" NO FURO e FIXAR FERRO DE 5/16", COMPRIMENTO +-10cm.

6. COM BROCHA, PASSAR "SIKADUR 32" SOBRE A SUPERFÍCIE DE CONCRETO REMOVIDA E TAMBÉM NOS FERROS.

PINTURA COM SIKADUR - NUMA FAIXA DE 50 cm