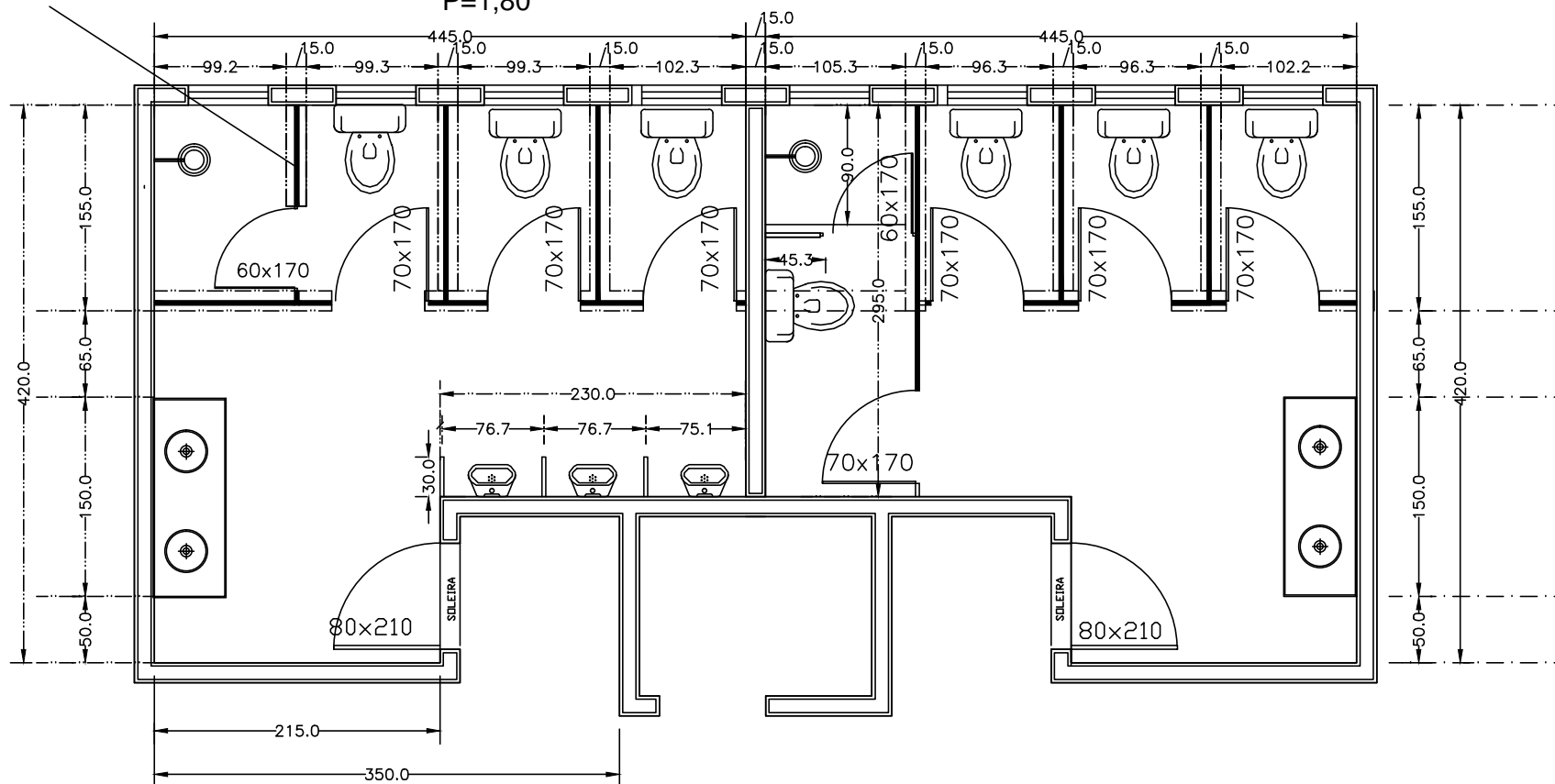

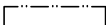




ALTURA DA DIVISÓRIA = 2,10m

JANELA
60X80
P=1,80



P1 - 80x210 - VIDRO TEMPERADO JATEADO
P2 - 70x170 - VIDRO TEMPERADO JATEADO
P3 - 60x170 - VIDRO TEMPERADO JATEADO

-  PAREDE A MANTER
-  PAREDE A DEMOLIR
-  DIVISÓRIA EM GRANITO (H=2,10m)
-  DIVISÓRIA do MICTÓRIO (30X60)cm

WC CCP CENTRO_MASC/FEM

ARQUITETURA

Folha 1